

# BLACK MATERNAL HEALTH

WHERE DOES OKLAHOMA STAND?

Angela Hawkins, MD, FACOG

**E**×**PLORE**  
HEALTHCARE SUMMIT

## 10 Worst States In The U.S.

10. There aren't
9. Any states
8. That
7. Deserve to be
6. Labeled as "worst"
5. Because
4. They all
3. Have their own
2. Wonderful features
1. Oklahoma

### 1. Oklahoma



Oklahoma City, Oklahoma. Sean Pavone/Shutterstock

Oklahoma ranked as the worst state in the country for women, with the lowest score for women's healthcare and safety and the second-lowest ranking in women's economic and social well-being.

## TOP 10 STATE!!!!

- 47th in US overall
- 3rd highest uninsured in the country
- #4 in obesity
- #4 in smoking



# TOP 10 STATE!!

## STD Edition

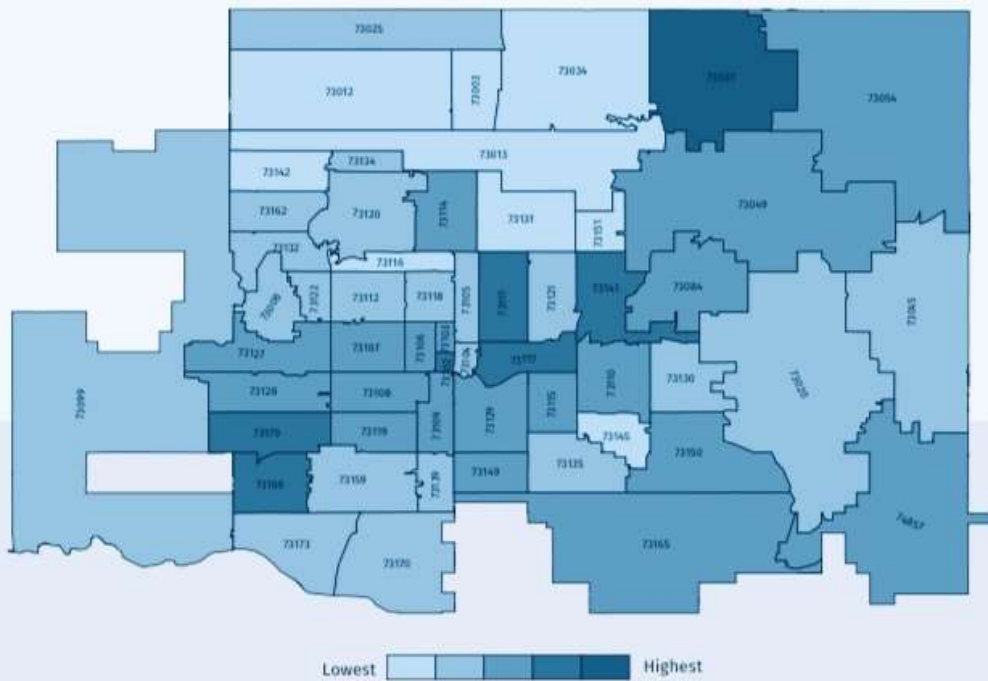
- #4 syphilis
- #5 congenital syphilis
- #12 gonorrhea
- #15 chlamydia
- #7 STDs overall

#WINNING

## OK Outcomes

- 62% of OK women 45+ are up-to-date on mammogram
- Highest cervical cancer rates and mortality in the nation
- 49th in HPV vaccination
- 14th in colon cancer rates

Fig 5. Map of all-cause mortality in Oklahoma County by ZIP code, 2016-2018 (OCCHD, 2021).



# Maternal Health



# Maternal Health

## Oklahoma

- Black MMR 67.5/100K
- White MMR 21.2/100K
- Black women = 8% of OK Births
- Black women = 17% of OK Maternal Deaths



# Maternal Mortality

- 3X higher MMR for Black Women
- 2.8X higher MMR for NA Women
- 80% preventable

# Preventable

- Patient
- Family
- Provider/Physician
- Facility
- System
- Community



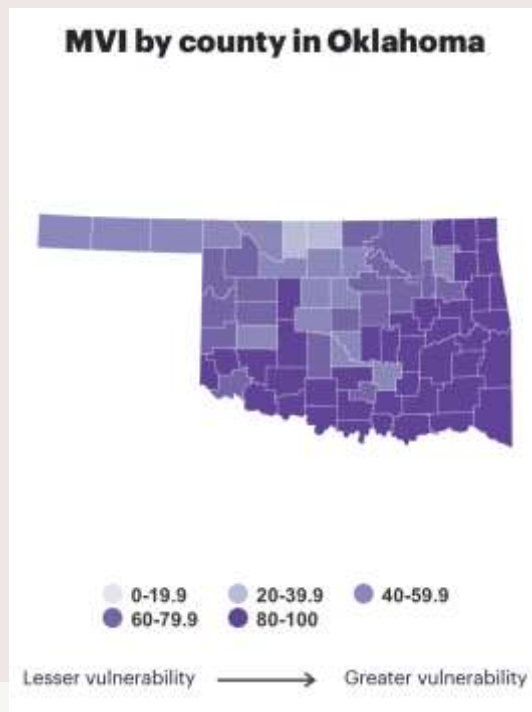


# Infant Mortality

## Oklahoma

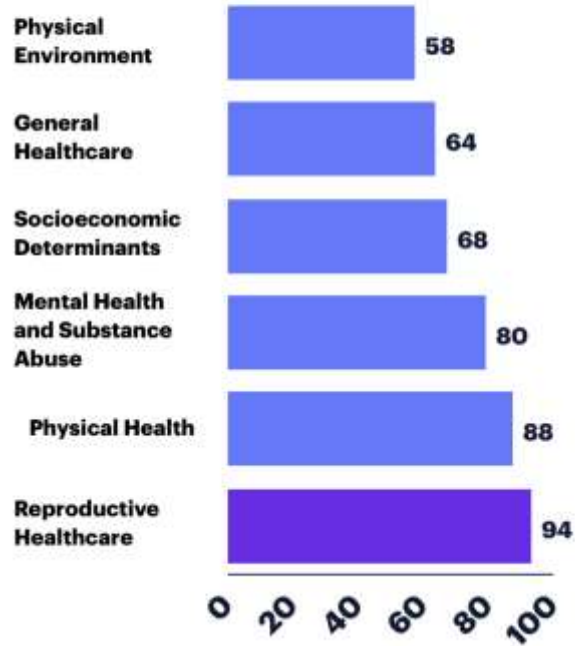
- F for preterm birth rates
- Black women's preterm birth rate 1.5x higher
- #7 for infant mortality
- Black infant mortality rate 2x higher

# Maternal Vulnerability Index



## Factors related to maternal vulnerability

Higher scores indicate higher vulnerability



## Social Determinants of Health



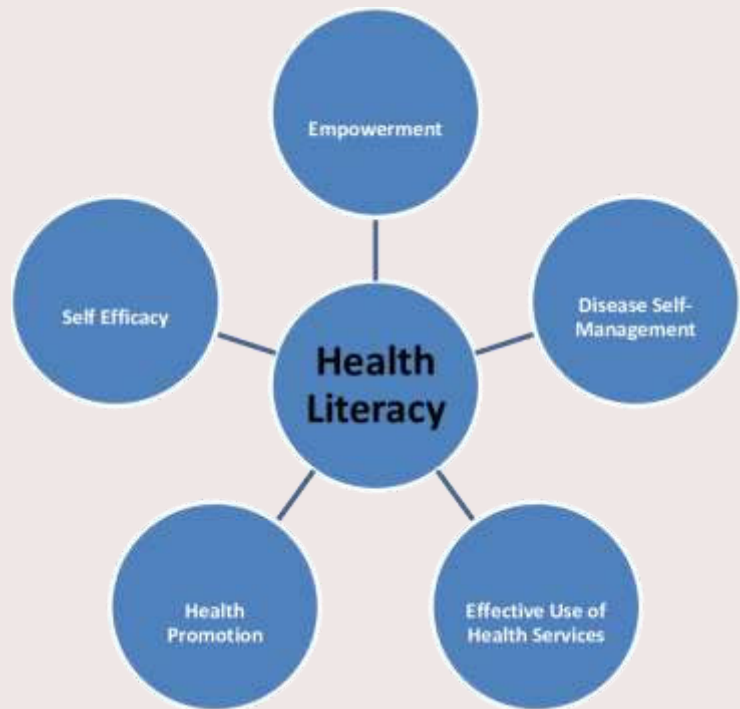
# Social Determinants of Health




HealthEquity



# Health Literacy





WHAT IS A  
MATERNITY CARE  
DESERT?

- 4 million births/year

- 2 women die every day
- 2 babies die every hour

- Maternity Care Desert
  - 0 hospitals/birth centers
  - 0 obstetric providers

- Low Access
  - < 2 hospitals/birth center
  - < 60 providers/10K births
  - >10% women without insurance

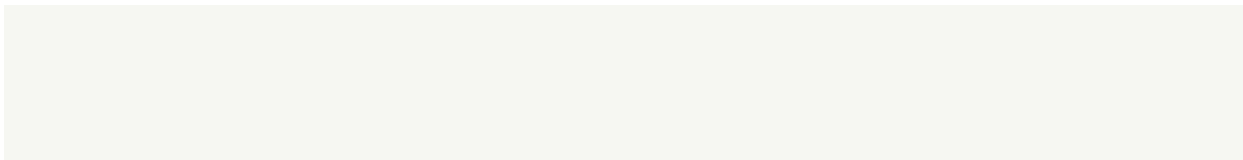

**Table 1: Definitions of maternity care deserts and access to maternity care**

Definitions	Maternity care deserts	Low access to maternity care	Moderate access to maternity care	Full access to maternity care
Hospitals and birth centers offering obstetric care	zero	<2	<2	>2
Obstetric providers (obstetrician, CNM/CM) per 10,000 births	zero	<60	<60	≥60
Proportion of women 18-64 without health insurance*	any	≥10%	<10%	any

Notes: CNM/CM = certified nurse midwives/certified midwives.

\*U.S. average is approximately 11%.

Source: Kaiser Family Foundation, <https://www.kff.org/womens-health-policy/fact-sheet/womens-health-insurance-coverage-fact-sheet/>

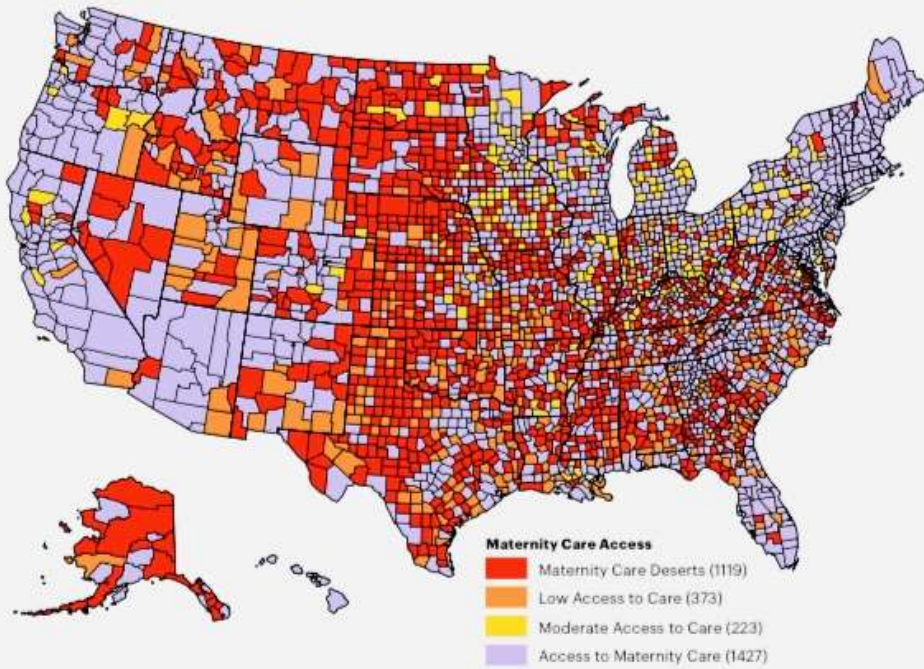


# Maternity Care Deserts

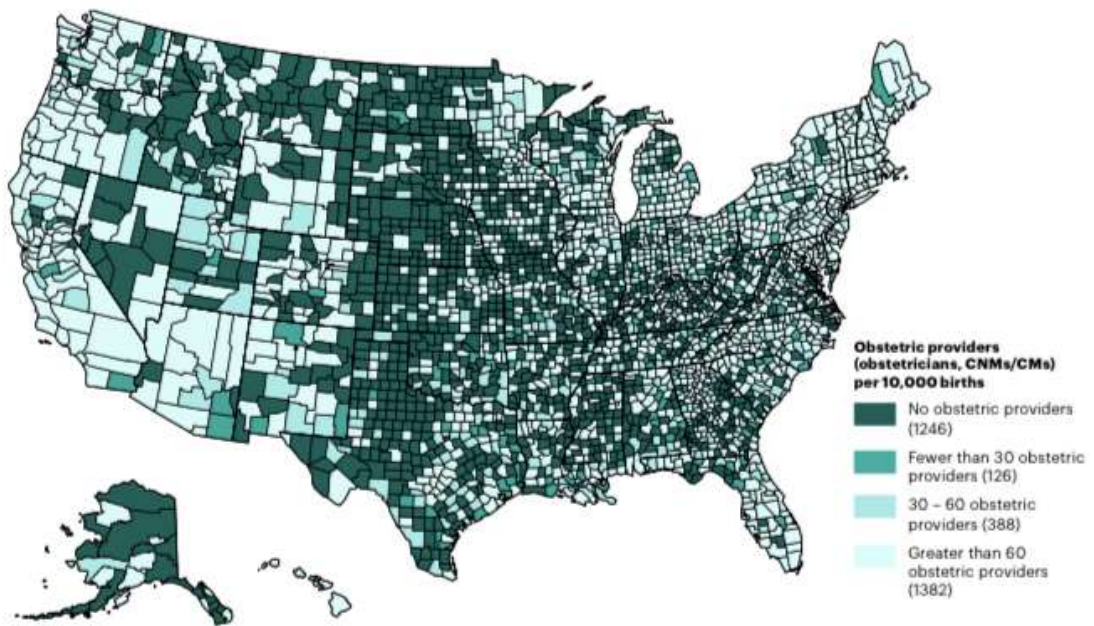
United States

- No Access/Low Access
  - 6.9 million women & 500,000 births
  - 5% increase
- No Access
  - 2.2 million women & 150,000 births

Figure 1: Maternity Care Deserts, 2020



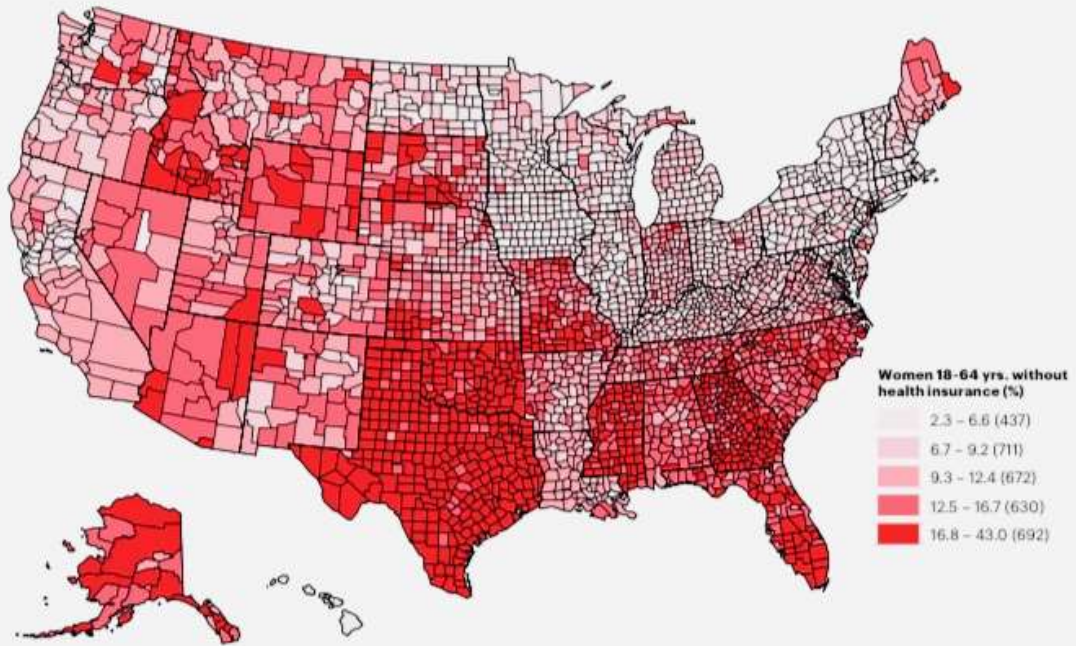
**Figure 7: Distribution of obstetric providers by county, 2019**



Source: U.S. Health Resources and Services Administration (HRSA), Area Health Resources Files, 2021.



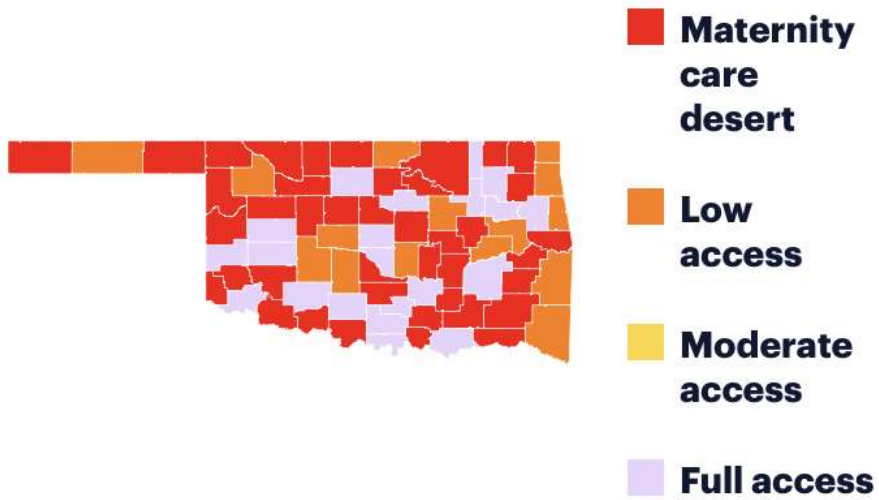
Figure 11: Percentage of women without health insurance by county, 2019



Source: U.S. Health Resources and Services Administration (HRSA), Area Health Resources Files, 2019

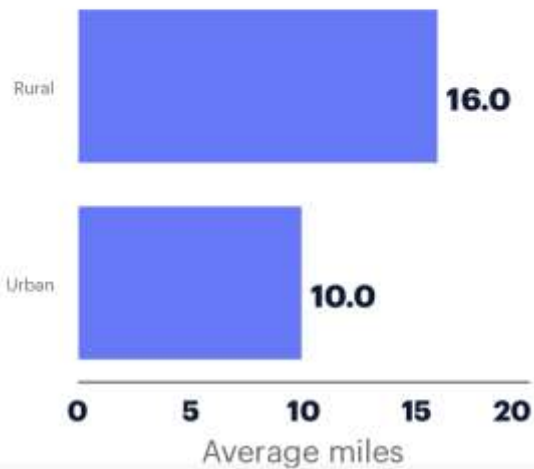
# Maternity Care Desert

Oklahoma

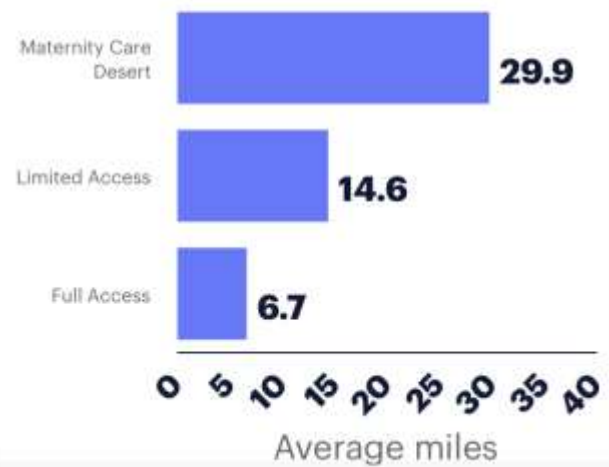


On average, women in Oklahoma travel 10.9 miles to the nearest birthing hospital.

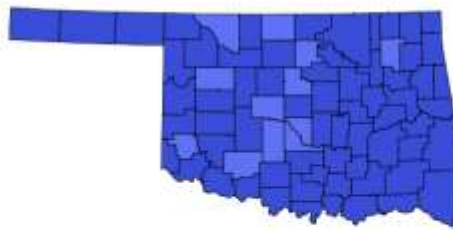
### Distance to care by rurality



### Distance to care by maternity care access



## Women Without Health Insurance: Oklahoma, 2019



Percent of women (18-64 years) without health insurance

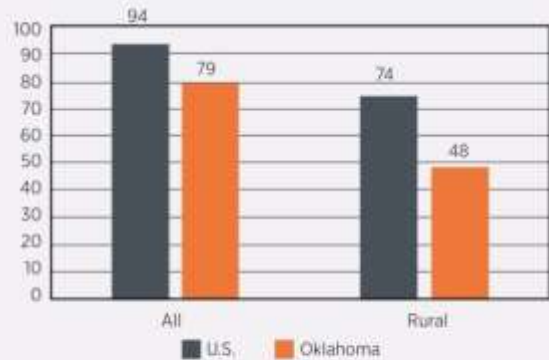
- 2.3-7.2
- 7.3-9.6
- 9.7-12.7
- 12.8-17.2
- 17.3-43.0



# Internet Access

## Telehealth

- Oklahoma 47th average speeds and % of residents connected
- Nationally 94% have access
- Oklahoma 79% have access
- 48% of OK rural residents have access






**Figure 1: Broadband availability rates for U.S. and Oklahoma (2017).**

Source: FCC 2018 Broadband Deployment Report



# Policy Solutions

## Access, Prevention and Quality Improvement

- Expand Medicaid 
- Extend Medicaid postpartum coverage period to 12 months 
- Improve integration of the midwifery model of care
- Expand access to doula services 
- Provide coverage for evidence based Telehealth services
- Address social determinants of health

## Could Be Better

- MMRC
- OPQIC
- Paid Family Leave
- Mental Health and SUD Treatment





# Quality Improvement

- Standardization of care
- Implicit Bias Training



# Resources

- March of Dimes - NOWHERE TO GO: Maternity Care Deserts Across the US 2022 Report
- Healthy People 2030 Report at [health.gov](https://health.gov)
- Oklahoma Maternal Mortality Review Committee Annual Report 2023 [oklahoma.gov](https://oklahoma.gov)
- AIM - Alliance for Innovation on Maternal Health [saferbirth.org](https://saferbirth.org)
- America's Health Rankings - United Health Foundation [americashealthrankings.org](https://americashealthrankings.org)

