

BLACK MATERNAL HEALTH

WHERE DOES OKLAHOMA STAND?
Angela Hawkins, MD, FACOG



10 Worst States In The U.S.

10. There aren't
9. Any states
8. That
7. Deserve to be
6. Labeled as "worst"
5. Because
4. They all
3. Have their own
2. Wonderful features
1. Oklahoma

1. Oklahoma



©2019 Oklahoma State Planning Office/Statistik

Oklahoma ranked as the worst state in the country for women, with the lowest score for women's healthcare and safety and the second-lowest ranking in women's economic and social well-being.

TOP 10 STATE!!!!

- 47th in US overall
- 3rd highest uninsured in the country
- #4 in obesity
- #4 in smoking



TOP 10 STATE!!

STD Edition

- #4 syphilis
- #5 congenital syphilis
- #12 gonorrhea
- #15 chlamydia
- #7 STDs overall



OK Outcomes

- 62% of OK women 45+ are up-to-date on mammogram
- Highest cervical cancer rates and mortality in the nation
- 49th in HPV vaccination
- 14th in colon cancer rates

Fig 3. Map of all-cause mortality in Oklahoma County by ZIP code, 2016-2018 (CDC, 2021)



Maternal Health



Maternal Health

Oklahoma

- Black MMR 67.5/100K
- White MMR 21.2/100K
- Black women = 8% of OK Births
- Black women = 17% of OK Maternal Deaths

Maternal Mortality

- 3X higher MMR for Black Women
- 2.8X higher MMR for NA Women
- 80% preventable

Preventable

- Patient
- Family
- Provider/Physician
- Facility
- System
- Community





Infant Mortality

Oklahoma

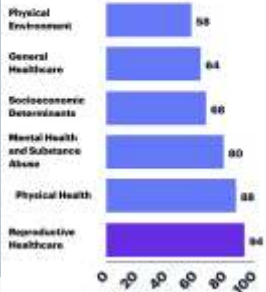
- F for preterm birth rates
- Black women's preterm birth rate 1.5x higher
- #7 for infant mortality
- Black infant mortality rate 2x higher

Maternal Vulnerability Index



Factors related to maternal vulnerability

Higher scores indicate higher vulnerability



Social Determinants of Health



Social Determinants of Health



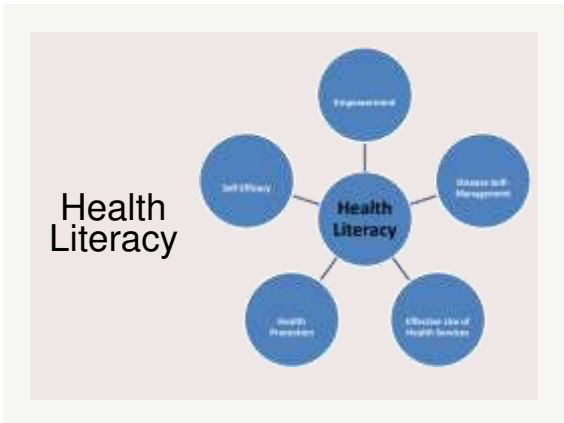










Table 1: Definitions of maternity care deserts and access to maternity care

Cat Definition	Maternity care deserts	Low access to maternity care	Moderate access to maternity care	Full access to maternity care
Emergency and birth services offering (24/7/365)	0%	0%	0%	0%
Obstetric provider (perinatal epidemiology center) per 100,000 births	0%	100	100	100
Population aged 18-64 without health insurance*	0%	100%	100%	100%

Source: Kaiser Family Foundation. <https://www.kff.org/health-equity/maternal-child-health/maternal-child-health-equity/>




Figure 11. Percentage of women without health insurance by county, 2018



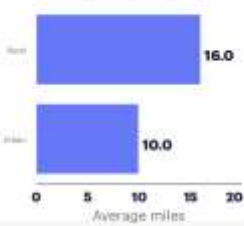
MAPS OF 2018 MATERNITY CARE DESERTS REPORT

Maternity Care Desert Oklahoma



On average, women in Oklahoma travel 10.9 miles to the nearest birthing hospital.

Distance to care by rurality






Distance to care by maternity care access



Policy Solutions

Access, Prevention and Quality Improvement

- Expand Medicaid 
- Extend Medicaid postpartum coverage period to 12 months 
- Improve integration of the midwifery model of care
- Expand access to doula services 
- Provide coverage for evidence based Telehealth services
- Address social determinants of health

Could Be Better

- MMRC
- OPQIC
- Paid Family Leave
- Mental Health and SUD Treatment



Quality Improvement

- Standardization of care
- Implicit Bias Training



Resources

- March of Dimes - NOWHERE TO GO: Maternity Care Deserts Across the US 2022 Report
- Healthy People 2030 Report at [health.gov](https://www.health.gov)
- Oklahoma Maternal Mortality Review Committee Annual Report 2023 oklahoma.gov
- AIM - Alliance for Innovation on Maternal Health saferbirth.org
- America's Health Rankings - United Health Foundation americashealthrankings.org